







Home learning grid - Spring Term - Vikings and Anglo-Saxons

Here are the activities for your home learning. Make sure your homework is presented neatly and most importantly, have fun! Please upload a photograph or a file of your home learning to your Dojo portfolio or use your homework book.

English	Spelling	Reading
<ul style="list-style-type: none"> Create a fact file about Viking and/or Anglo Saxons Write a story based around or in a river. Create a shape poem in the outline of a river Make a top trumps card about a Viking god, including three interesting facts. Complete a bullet point from the Year 5 home writing checklist. <p>Support suggestions/activities: you could use your toys to act out your story. You could make a video to tell the story or draw pictures to tell the main events.</p> <p>Practise sentence writing e.g. this could be facts about the Vikings or sentences about things that you have done.</p> <p>Remember to work towards your personal targets and to use the resources available to support your writing.</p>	<p>Spelling to be completed weekly.</p> <ul style="list-style-type: none"> Complete the EdShed quizzes.  <ul style="list-style-type: none"> Learn the weekly spellings that have been posted on Class Dojo. <p>Fresh Start group: Practise the spellings that you have found tricky in this module.</p>	<p>Reading should be done at least four times a week. Remember to log your reading on Go Read (Boom Reader).</p> <p><u>Challenge:</u></p> <ul style="list-style-type: none"> Create an alternate front cover for your favourite book. Write a book review explaining what you like/dislike about the book and who you would recommend it to. Create a character profile for your favourite character in the story. <p>Nessy: If you have a Nessy account, please try to use this at home, at least 3 times a week for 15 minutes.</p>  <p>Fresh Start: Read the text given to you for each new module. You can log this on Boom reader.</p>
Maths		Handwriting
<ul style="list-style-type: none"> Complete the relevant pages of the White Rose home booklet. Practice your times tables three times a week; you could use TT Rockstars, Hit The Button and Daily Ten. <div style="display: flex; justify-content: space-around; align-items: center;"> <div style="text-align: center;">  <p>TTRS</p> </div> <div style="text-align: center;">  <p>HTB</p> </div> <div style="text-align: center;">  <p>Daily Ten</p> </div> </div> <p>Support suggestions/activities: You could use the link below to practise number bonds to 10, place value and much more.</p>  <ul style="list-style-type: none"> Complete the weekly Ed Shed quiz recapping the maths we have previously done. 		<p>Handwriting to be completed weekly.</p> <ul style="list-style-type: none"> Purple group: choose a piece of text that you like from a book or other form of media and copy it in neat joined-up handwriting. Blue and Pink group: Write out the spelling words twice in neat joined-up handwriting.

Foundation subjects

- Find out about the **history** of the Vikings in England. Use these QR codes for your research. Use this information to create a poster, fact file or timeline.



Support suggestions/activities: Use this QR code to watch videos about the Vikings. You could Present the information that you have found through pictures, a video or a voice recording.

- For **geography**, research a river of your choice. Write five facts about it and draw it on a map.
- Create your own viking self portrait, for **art**.
- For **computing**, make your own stop motion animation about something you're interested in and submit it on Classdojo.

My Word Mat

a about all am an and are ask at	call came can children come could	for from	I if I'm in into is it	no not now	that the their them then there they this time to too	very
back be big but by	dad day do don't down	get go got	just	of off old on our out	up us	was we went were what when will with
	end every	had have he help her here him his house	like little look looked	put		yes you your
			made make me mum my	said saw see she so some		

abc

123456789101112131415161718192021222324252627282930313233343536373839404142434445464748495051525354555657585960616263646566676869707172737475767778798081828384858687888990919293949596979899100

Speed Sounds Set 2

ay may I play?	ee what can you see?	igh fly high	ow blow the snow	oo poo at the zoo
oo look at a book	ar start the car	or shut the door	air that's not fair	ir whirl and twirl

Speed Sounds Set 3

ea cup of tea	oi spoil the boy	ou shout it out	oy toy for a boy	
a-e make a cake	i-e nice smile	o-e phone home	u-e huge bruise	aw gown at down
are care and share	ur nurse with a purse	er a better letter	ow brown cow	ai snail in the rain
oa ghost in a boat	ew chew the stew	ire fire, fire!	ear hear with your ear	ure sure it's pure

 capital letters	 finger spaces	 full stop	 read it again
---------------------	-------------------	---------------	-------------------