







Home learning grid - Year 2 - Summer Term

Here are the activities available for your child's home learning. Please choose 1 activity each week.
We will be collecting homework books in on **Wednesday** and returning them by **Friday** each week.

Maths

Fractions:

Find $\frac{1}{2}$ of these amounts:



		
Total: 4 bears $\frac{1}{2}$ of 4 is 2	Total: 8 cakes $\frac{1}{2}$ of 8 is 4	Total: 8 dogs $\frac{1}{2}$ of 8 is 4
		
Total: 2 cars $\frac{1}{2}$ of 2 is 1	Total: 8 balls $\frac{1}{2}$ of 8 is 4	Total: 8 apples $\frac{1}{2}$ of 8 is 4

Complete the above fractions of amounts.
The focus on the halves.

Time



E.g. 10 minutes past 2.



Times to the nearest five minutes, up to half-past.

Comparing Numbers

The children need to be able to use the 'greater than' 'less than' and 'equal to' symbols to compare quantities.

Write <, > or = to compare

$10 > 5$

$10+6 > 10+4$

$8 < 9$

$6+4 < 6+5$

$15 = 15$

$5+5 = 6+4$

Counting in 2s, 5s and 10s

Children need to have a quick recall of 2s, 5s and 10s timetables in and out of order.



Type in the links to

Counting in 2s: <https://www.youtube.com/watch?v=GvTcplSnOMQ>

Counting in 5s: <https://www.youtube.com/watch?v=FemjeA2Dijw>

Counting in 10s: <https://www.youtube.com/watch?v=Ftati8iGQcs>

English



Can you write a story about Florence Nightingale and how she helped in the hospitals?
Can you include some co-ordinating and subordinating conjunctions and expanded noun phrases? You can describe what the hospitals or Florence Nightingale was like.

Co-ordinating Conjunctions - These are used to join two clauses in a sentence. However the clauses need to make sense on their own.

Subordinating Conjunctions - These are used to join two clauses in a sentence. The second clause adds additional information to the main clause.

Expanded Noun Phrases - These add more detail to the noun by adding two or more adjectives.

Topic


Hospitals and healthcare:

Hospitals – Then and Now


Think about how soldiers were treated by Mary Seacole and how they are treated today. Cut out the pictures and put them in the correct column.

Then		Now	
			

DT



1) First, gather your equipment. Thread your needle and make a small knot at the other end of the thread.



2) Start from the back of the fabric. Stab your needle at the starting point and thread from the back to the front of the fabric.




3) Pull all of the thread through to the front of the fabric.



4) Next, move your needle one stitch length forward and pierce through the fabric from the front of the back of the fabric.

Science

Parts of a Sunflower



Find and label the parts of the plant.

Reading

Boom reader:



Remember to log your children's reading.

<https://boomreader.co.uk/>

Children will be able to change their colour books every Monday and Thursday.

Phonics:

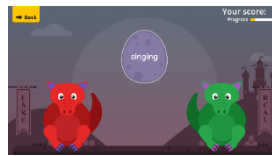

By the end of Year 2 children should be off the phonics scheme. Please take time to practice your child's sounds with them.



<https://www.oxfordowl.co.uk/>

It is very **important** that your child reads to an adult for 10 minutes each day to help improve their fluency (speed, accuracy as well as responding to punctuation).

Remember it is okay for you children to read the same book a few times. This builds confidence and supports sight reading of high frequency words.



Phonics games

Spelling:

Children that have graduated the phonics scheme will be given a spelling list every week to review the learning they have completed that week.