










































## Home learning grid - Spring Term - My region and Mexico

Here are the activities for your home learning. Make sure your homework is presented neatly and most importantly, have fun! Please upload a photograph or a file of your home learning to your Dojo portfolio or use your homework book.

| English   | Spelling  | Reading   |
|---|---|---|
| <ul style="list-style-type: none"> <li>Create a fact file about Mexico and/or Crawley.</li> <li>Write a story set in Mexico and/or Crawley.</li> <li>Create a shape poem in the outline of Mexico or Crawley about Mexico or Crawley. Use these outlines:</li> </ul> <div style="display: flex; justify-content: space-around; align-items: center;">   </div> <div style="display: flex; justify-content: space-around; align-items: center;"> <div style="text-align: center;"> <p>Mexico</p> <p>Support suggestion: Write some sentences about your favourite places to go in Crawley.</p> </div> <div style="text-align: center;"> <p>Crawley</p> </div> </div> | <p>Spelling to be completed weekly.</p> <ul style="list-style-type: none"> <li>Complete the EdShed quizzes:</li> </ul> <div style="text-align: center;">  </div> <ul style="list-style-type: none"> <li>Learn the weekly spellings that have been posted on Class Dojo:</li> </ul> <p>Support Suggestions:<br/>Nessy Learning: If you have an account, please make sure that you are using it at home, at least twice a week.</p> <div style="text-align: center;">  </div> <p>Secret word: marinejoke</p> <p>Fresh Start group: Learn any focus words that you have found tricky this week (red and green words).</p> <div style="text-align: center;">  </div> <p>Focus on words from the year 3/4 spelling list.</p> | <p>Reading should be done at least four times a week. Remember to log your reading on Go Read (Boom Reader).</p> <p><u>Challenge:</u></p> <ul style="list-style-type: none"> <li>Create an alternate front cover for your favourite book.</li> <li>Write a book review explaining what you like/dislike about the book and who you would recommend it to.</li> <li>Create a character profile for your favourite character in the story.</li> </ul> <p>If you have an account, remember to use Nessy Learning at least twice a week.</p> <p>Fresh Start group: Read the texts that you have been given by Miss Burrows and record on Boom Reader.</p> |

| Maths  | Handwriting  |
|--|--|
| <ul style="list-style-type: none"> <li>Complete the relevant pages of the White Rose home booklet.</li> <li>Practice your times tables three times a week; you could use TT Rockstars, Hit The Button and Daily Ten.</li> </ul> <div>    </div> <div> TTRS HTB Daily Ten </div> <ul style="list-style-type: none"> <li>Complete the weekly Ed Shed quiz recapping the maths we have previously done.</li> </ul>   | <p>Handwriting to be completed weekly.</p> <ul style="list-style-type: none"> <li><b>Purple</b> group: choose a piece of text that you like from a book or other form of media and copy it in neat joined-up handwriting.</li> <li><b>Blue</b> and <b>Pink</b> group: Write out the spelling words twice in neat joined-up handwriting.</li> </ul> |
| Foundation subjects  |  |
| <ul style="list-style-type: none"> <li>Find out about the <b>history</b> of Crawley. Use these QR codes for your research. Use this information to create a poster or timeline.</li> </ul> <p>Support suggestion: You could present your findings as a video or labelled picture.</p> <div>   </div> <ul style="list-style-type: none"> <li>For <b>geography</b>, write a list of all the other countries in North America. Choose one to find five facts about.</li> <li>Create your own Mexican amate <b>art</b>. Use the QR code to help you.</li> </ul> <div>  </div> |  |





### Speed Sounds Set 1

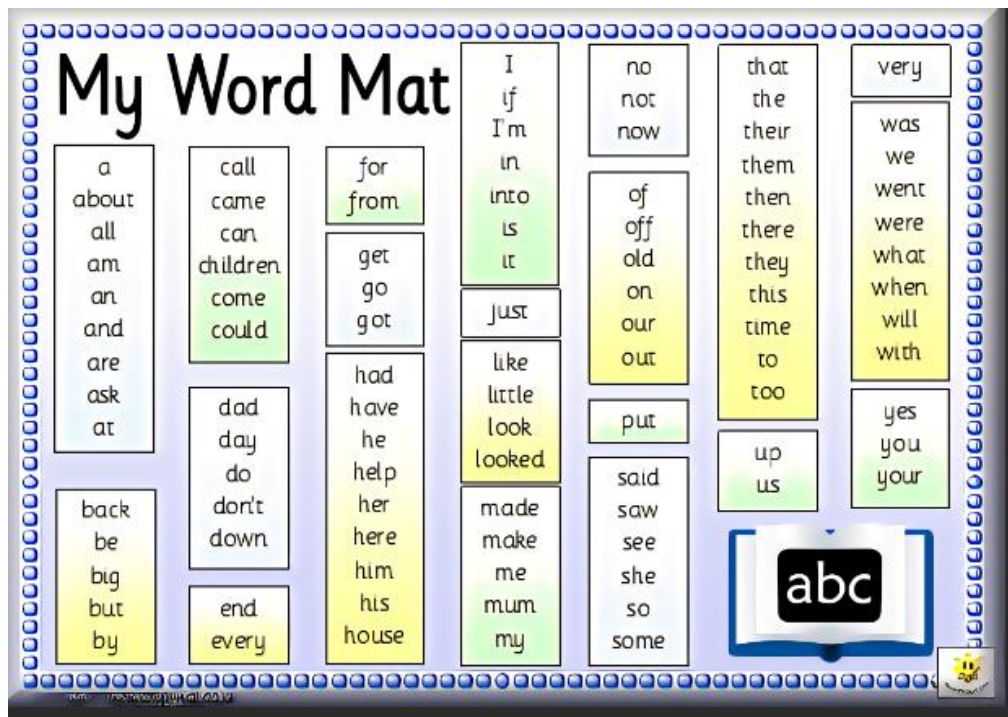
|   |   |   |   |   |
|---|---|---|---|---|
| m   | a   | s   | d   | t   |
|  |  |  |  |  |
| i   | n   | p   | g   | o   |
|  |  |  |  |  |
| c   | k   | u   | b   | f   |
|  |  |  |  |  |
| e   | l   | h   | sh  | r   |
|  |  |  |  |  |
| j   | v   | y   | w   | th  |
|  |  |  |  |  |
| z   | ch  | qu  | x   | ng  |
|  |  |  |  |  |

### Speed Sounds Set 2

|   |  |   |   |   |
|---|--|---|---|---|
| ay  | ee   | igh   | ow  | oo  |
|  |  |  |  |  |
| may I play?   | what can you see?  | fly high  | blow the snow   | poo at the zoo  |
| oo  | ar   | or  | air   | ir  |
|  |   |  |  |  |
| look at a book  | start the car  | shut the door   | that's not fair   | whirl and twirl   |
|   |  |   | ou  | oy  |
|   |  |   |  |  |
|   |  |   | shout it out  | toy for a boy   |

### Speed Sounds Set 3

|   |  |   |   |   |
|---|--|---|---|---|
| ea  | oi   |   |   |   |
|  |  |   |   |   |
| cup of tea  | spoil the boy  |   |   |   |
| a-e   | i-e  | o-e   | u-e   | aw  |
|  |  |  |  |  |
| make a cake   | nice smile   | phone home  | huge brute  | gown at dawn  |
| are   | ur   | er  | ow  | ai  |
|  |  |  |  |  |
| care and share  | nurse with a purse   | a better letter   | brown cow   | snail in the rain   |
| oa  | ew   | ire   | ear   | ure   |
|  |  |  |  |  |
| goat in a boat  | chew the stew  | fire, feel  | hear with your ear  | sure it's pure  |



## New Curriculum Spelling List Years 3 and 4

|              |           |            |              |            |           |
|--------------|-----------|------------|--------------|------------|-----------|
| accident     | centre    | experience | important    | ordinary   | reign     |
| accidentally | century   | experiment | interest     | particular | remember  |
| actual       | certain   | extreme    | island       | peculiar   | sentence  |
| actually     | circle    | famous     | knowledge    | perhaps    | separate  |
| address      | complete  | favourite  | learn        | popular    | special   |
| although     | consider  | February   | length       | position   | straight  |
| answer       | continue  | forwards   | library      | possess    | strange   |
| appear       | decide    | fruit      | material     | possession | strength  |
| arrive       | describe  | grammar    | medicine     | possible   | suppose   |
| believe      | different | group      | mention      | potatoes   | surprise  |
| bicycle      | difficult | guard      | minute       | pressure   | therefore |
| breath       | disappear | guide      | natural      | probably   | though    |
| breathe      | early     | heard      | naughty      | promise    | thought   |
| build        | earth     | heart      | notice       | purpose    | through   |
| busy         | eight     | height     | occasion     | quarter    | various   |
| business     | eighth    | history    | occasionally | question   | weight    |
| calendar     | enough    | imagine    | often        | recent     | woman     |
| caught       | exercise  | increase   | opposite     | regular    | women     |

