

# Home learning grid - Year 2 - Spring Term

Here are the activities available for your child's home learning. Please choose 1 activity each week.  
We will be collecting homework books in on **Wednesday** and returning them by **Friday** each week.

## Maths

### Multiplication and Division

Children need to know how to write (spell) numbers in words to 100.

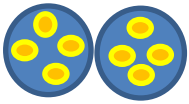
SSC and SEND: concentrate and writing the words for 0- 20 then the words for each of the tens to 100.

$$\begin{array}{ll} 4 \times 2 = & 7 \times 2 = \\ 10 \times 2 = & 9 \times 2 = \\ 2 \times 10 = & 3 \times 10 = \\ 6 \times 10 = & 8 \times 10 = \\ 8 \div 2 = & 10 \div 2 = \\ 16 \div 2 = & 20 \div 2 = \end{array}$$

$$8 \div 2 =$$

SSC and SEND: Use objects to divide

amounts between 2 plates then draw the division circles to show how you solved the calculation



### Recognising the value of money

It is important that children can recognise the value of each coin and note.



SSC and SEND: Focus on recognising the value of the coins, discussing their colours, shape as well as value.

### Comparing Numbers

The children need to be able to use the 'greater than' 'less than' and 'equal to' symbols to compare quantities.

Write <, > or = to compare

$$10 > 5$$

$$10 + 6 > 10 + 4$$

$$8 < 9$$

$$6 + 4 < 6 + 5$$

$$15 = 15$$

$$5 + 5 = 6 + 4$$

SSC and SEND: Make amounts to match each number, which pile has the greater amount, which has less.

### Counting in 2s, 5s and 10s.

Children need to have a quick recall of 2s, 5s and 10s timetables in and out of order.



Type in the links to

Counting in 2s: <https://www.youtube.com/watch?v=GvTcpfSnOMQ>

Counting in 5s: <https://www.youtube.com/watch?v=EemjeA2Djw>

Counting in 10s: <https://www.youtube.com/watch?v=Ftati8iGQcs>

## English

Look at this picture and think about what you might see, hear, smell and feel. Write at least 5 sentences using adjectives to describe this picture e.g. The **red** flames. The **broken** buildings.

Challenge - Write some **expanded noun phrases** (adjective, adjective, noun) to describe this picture, e.g. The **calm, night sky**. The **roaring, hot flames**.



**Nouns** - names that identify something or someone, person, or place, Australia, England, Miss Burke etc

**Adjectives** - a word that describes a noun e.g. mighty, calm, sweet and blue.

**Verbs** - an action word (doing word) e.g. running, talking, jumping etc

**Adverbs** - a word that describes a verb e.g. quietly, slowly, cautiously, excitedly etc

SSC and SEND: Write 3 sentences to describe what is happening in the picture using an adjective to describe a person or place/ object.

## Topic

### History

before | after

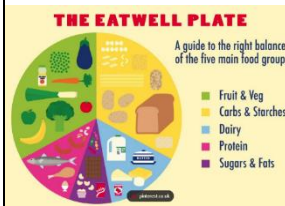


Can you compare London before and after the Great Fire of London?

SSC and SEND: think about what the buildings were made of and what the streets were like.

### DT

Can you make a healthy dinner or snack and take a photo of it?



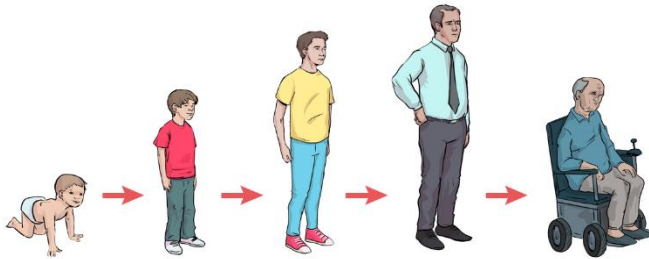
Think about what you need for a balanced diet.

Challenge: Can you make a set of instructions/ recipe for your dinner/ snack?

SSC and SEND: Name a food for each of the food groups.

### Science

Choose an animal (including humans) and draw a life cycle for it!



What changes happen as we go through the life cycle? What can you do now that you couldn't do as a baby? What can you do now that you won't be able to do as you get older?

SSC and SEND: Can you remember the cycle of a butterfly? How did it change?

Think about what you can do now that you couldn't when you were a baby? What would you like to be able to do as an adult? e.g. drive a car

## Reading

### Boom reader:



Remember to log your children's reading.

<https://boomreader.co.uk/>

Children will be able to change their colour books every Monday and Thursday.



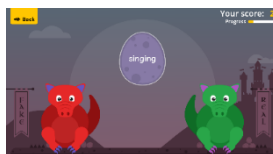

<https://www.oxfordowl.co.uk/>

It is very **important** that your child reads to an adult for 10 minutes each day to help improve their fluency (speed, accuracy as well as responding to punctuation).

Remember it is okay for you children to read the same book a few times. This builds confidence and supports sight reading of high frequency words.

### Phonics:

By the end of Year 2 children should be off the phonics scheme. Please take time to practice your child's sounds with them.



### Phonics games

#### Spelling:

Children that have graduated the phonics scheme will be given a spelling list every week to review the learning they have completed that week.