

Home learning grid - Year 1- Spring Term- Blast Off/ Once Upon a Time

Here are the activities available for your child's home learning. Please choose 1 activity each week.

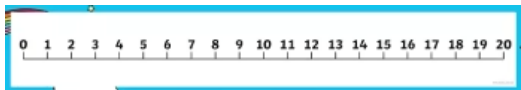
Please upload your child's homework onto their Dojo profile.

Maths

Practise writing numbers 0-50 in the correct order. Ensure you are writing them the correct way.

Complete the following addition and subtraction number sentences. Remember, you can use a number line to support or use small counters or Lego pieces to count forwards and backwards.

1. $3+7=$
2. $6+4=$
3. $5+5=$
4. $2+8=$
5. $1+9=$
6. $9-8=$
7. $7-4=$
8. $5-4=$
9. $10-6=$
10. $8-4=$
11. $9+4=$
12. $10+3=$
13. $6+6=$
14. $10+9=$
15. $7+6=$
16. $17-2=$
17. $12-5=$
18. $14-6=$
19. $16-10=$
20. $20-9=$



SSC and SEND: Use the number line or objects to solve questions 1- 10. Challenge: now try 11-20.

Phonics

Read the RWI phonics book at least 3 times a week.



Play games on the Phonics Play website to practice word reading skills.

Free phonics games are also available on the following link (Top marks): [Letters and Sounds. English Games for 5-7 Years - Topmarks](https://www.youtube.com/watch?v=W3HRX2ywbog)

Practise the Set 1, 2 and 3 phonics sounds. Use the video to support: <https://www.youtube.com/watch?v=W3HRX2ywbog>

Spot phonics sounds in your environment - can you see any you have learnt? Write them down.

Maths

Can you measure different objects around your house and record in your home learning book? SSC and SEND: This could be photo of what you have measured.

Volume- see how many cups of water it takes to fill a container. Cups to fill a jug or water bottle.

Length/height- use building bricks to measure how long or tall your favourite toy is.

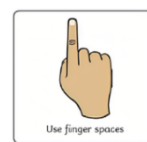
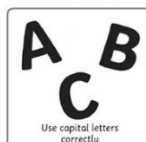
Weight- use some kitchen scales to measure how heavy different objects are. Can you read the scale? How many grams does it weigh?



English

Write a sentence about how you may travel to space. Include capital letters, full stops and finger spaces.

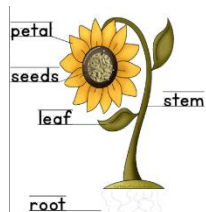
Write a short story about a King or Queen that live in a castle. Be as imaginative as you like and add pictures too! Can you add adjectives to make your story exciting and engaging?



SSC and SEND: Record yourself telling your story about space travel or what it would be like to be a King or Queen. Try to write your favourite sentence using as many sounds as possible. Use the colourful semantic sheets to help you

Science

In science we are going to be learning about plants. Identify the parts of a plant. You could look at real life plants or draw a picture of one. Label the different parts of the plant.



[KSI Science - Plants: What is a plant? - BBC Teach](https://www.bbc.com/1/primary/science/ks1/science_plants_what_is_a_plant)

SSC and SEND: Use the word mat to help you label the parts of a plant.

History

In history, we will be learning about famous explorers. Choose one of the following explorers:

-Tim Peake

-Mae Jemison

Can you draw a picture of them and write down some facts. What are they well-known for? Please use a variety of search engines to support this - BBC Bitesize, YouTube, google.



Art and design:

Blast off! Create a rocket using a variety of materials. Be as creative as you like! Who is going to travel in your rocket - yourself, a pet, a member of your family?

Reading:

It is very **important** that your child reads to an adult for 10minutes each day to help improve their fluency (speed, accuracy as well as responding to punctuation).


Once upon a time:

Design and create a 3D castle. Can you make a moving draw bridge? Can you write a story about your castle?



Handwriting:

Please continue to practise handwriting, ensure it is on and within the line.



Year 1 Common Exception Words

the	is	no	one
a	his	go	once
do	has	so	ask
to	I	by	friend
today	you	my	school
of	your	here	put
said	they	there	push
says	be	where	pull
are	he	love	full
were	me	come	house
was	she	some	our
	we		

Your child will need to be able to read and write all of these words (above) independently by the end of Year 1 in order for them to make expected progress. Please practise these at home.

PSHE (Personal, Social, Health and Emotional education)

This term, Year 1 are going to focus on their independence please ensure your child is practising the following:

- Getting changed independently (including all clothes, buttons and laces).
- Putting on and fastening coats.
- Coming into the classroom from the wooden Year 1 gate independently.
- Taking responsibility for their own belongings. If something they need is in school, they need to find these things themselves rather than relying on adult support.
- Practising please and thank-you.
- Modelling turn-taking (conversations, games and other social situations etc.).
- Being able to change themselves if they have an accident.