

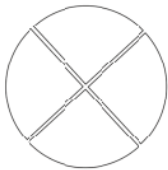
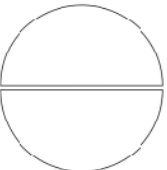
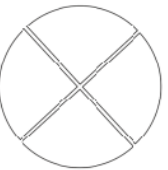
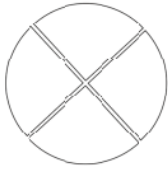
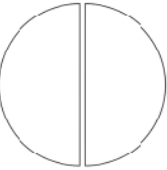

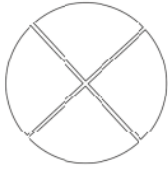
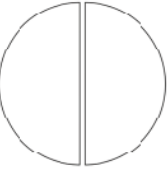

## Home learning grid - Spring 1

Here are the activities available for your child's home learning. The expectation is that your child will complete 1 maths, English or topic activity per week plus 1 spelling activity. Home learning is to be uploaded on dojo portfolios on a Wednesday and will be returned to your child on dojo by Friday.

Pupils are expected to read **daily** and to keep consistent logs of this on Boom Reader. *If your child has a Nessy Learning account, please try to make sure that they use it at home, at least twice a week. Children attending a Fresh Start group, will be given additional, independent reading texts alongside each module.* TT Rockstars should be accessed regularly each week.







### Maths

#### Read and Colour the Fractions

		
one quarter	one half	three quarters
		
one quarter	one half	whole
		
$\frac{1}{4}$	$\frac{1}{2}$	$\frac{3}{4}$

#### Write the Fraction

A. What fraction of each food has been eaten?

1. 	$\frac{2}{4}$
2. 	
3. 	
4. 	
5. 	
6. 	

B. Draw these scenarios in the same style as the questions above.

7. Najim has eaten $\frac{1}{5}$ of the chocolate bars.	
8. Steve has eaten $\frac{2}{3}$ of the crisps.	
9. Lynda has eaten $\frac{1}{2}$ of the chips.	
10. Desmond has eaten $\frac{3}{4}$ of the cake.	

### Science

Look at electrical appliances in your home. Write down the voltage and put them into size order, from smallest to largest.

Create a presentation of each phase of the moon over 28 days. Make sure you label each phase with the scientific name.

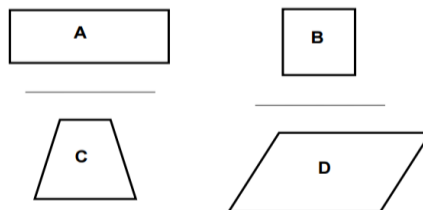
You could:

- Take pictures of the moon
- Draw a diagram of the moon
- Create a model
- A painting
- A video explaining the changes


Support Suggestion:

Take photographs of the moon on different days - use the diagram below to label your pictures.

Name these quadrilaterals. Draw them out in your book showing any lines of symmetry. Label the angles in the shapes saying whether they are acute, obtuse or a right angle.



Support suggestions: Cut out the angle eater below and use it to find right angles in your home. Take pictures of the right angles that you find. Challenge: Find acute and obtuse angles around your home.



## English

clean	fresh	tidy	dirty
easy	hard	simple	clear
right	correct	wrong	true
fast	quick	swift	slow
scared	bold	afraid	brave
quiet	loud	silent	low

Circle the matching synonym and cross out the antonym.


Use the synonym and write: a simple sentence, a compound sentence and a complex sentence.

On the second page are the Year 5 and 6 spelling words. Practise these in a variety of creative ways to help you remember them. For example, pyramid writing, writing in colours, writing them backwards.

Create your own blackout poem. Find your own text that you can use and identify a theme that interests you within it. Find words within the text that link to your theme and think about how you will present your poem on the page.

## Strawberry Synonyms and Antonyms

Colour the synonyms 'ripe' red. Colour the antonyms 'unripe' green.



Spelling Menu Homework Help

<b>Pasta shapes</b> Using pasta shapes, can you spell out your spelling words?	<b>Nonsense sentences</b> Use all of your words to make a nonsense sentence.	<b>Font fun</b> Write each letter of your spelling word in a different style of font. Get creative with colours and patterns too.
<b>Water equities mayhem</b> Write out the letters of the alphabet onto pieces of paper or card - make sure they are big enough to read from a couple of metres away. Ask a family member to shout out a spelling word and you spell it out by repeating the right letters.	<b>Colour coding</b> Choose two colours - one for vowels and one for consonants. Write out your spelling words using your different colours for the letters.	<b>Pyramid words</b> Start by writing the first letter of your word on the top line of your page. On the next line, write the first two letters. The next line, the first three letters and so on. You will end up with a spelling pyramid.
<b>Rainbow words</b> Write your words out with rainbow colours.	<b>Hidden words</b> Draw a picture and hide the words in the picture. They could be peeping out from a tree or floating down a river.	<b>Spelling tracing</b> Trace the letters of your spelling word on a family member's back. Can they guess the word? Swap over and see if you can guess the word.

### Task 1

Choose the correct form of the verb to agree with the subject in each sentence.

- The dogs \_\_\_\_\_ barking.
- Jamie \_\_\_\_\_ chocolate.
- The boy \_\_\_\_\_ toothache.
- Foxes \_\_\_\_\_ chickens.
- Who \_\_\_\_\_ it?

was/were  
like/likes  
has/have  
eat/eats  
did/done

### Task 2






Write these sentences correctly.

- We was late for dinner. \_\_\_\_\_
- I wants a cake. \_\_\_\_\_
- The bike are broken. \_\_\_\_\_
- Badgers lives underground. \_\_\_\_\_
- She were swimming. \_\_\_\_\_

Write a short suspense story using this picture as a stimulus. Include: a range of fronted adverbials, ambitious vocabulary and a variety of sophisticated punctuation such as : : ( )




Support Suggestions: Use the story planner attached to help you get started.

	<b>Story Planner</b> When  Who  Where  What happened  The End 
--	--

Topic

Design a Viking tattoo using Viking art and symbolism.



Use the Viking runes to:

Write your name.

Write words for some of your favourite things e.g. chocolate.

Write secret messages for your friends and family to crack.

**Anglo-Saxon Runes**

Aa	Bb	Cc	Dd	Ee	Ff	Gg	Hh	Ii	Jj
ƿ	ᛒ	ᛚ	ᛞ	ᛞ	ᛞ	ᛞ	ᛞ	ᛞ	ᛞ
Kk	Ll	Mm	Nn	ng	Oo	Pp	Qq	Rr	Ss
ᛗ	ᛗ	ᛗ	ᛗ	ᛗ	ᛗ	ᛗ	ᛗ	ᛗ	ᛗ
Tt	Uu	Vv	Ww	Xx	Yy	Zz			
ᛚ	ᛚ	ᛚ	ᛚ	ᛚ	ᛚ	ᛚ			

Watch the video to learn about Anglo-Saxon gods and beliefs. Design a lucky charm or potion to help protect from evil and/or sickness.

<https://www.bbc.co.uk/bitesize/articles/zdtjydm#zw63bqt>

New Curriculum Spelling List Years 3 and 4					
accident	centre	experience	important	ordinary	reign
accidentally	century	experiment	interest	particular	remember
actual	certain	extreme	island	peculiar	sentence
actually	circle	famous	knowledge	perhaps	separate
address	complete	favourite	learn	popular	special
although	consider	February	length	position	straight
answer	continue	forwards	library	possess	strange
appear	decide	fruit	material	possession	strength
arrive	describe	grammar	medicine	possible	suppose
believe	different	group	mention	potatoes	surprise
bicycle	difficult	guard	minute	pressure	therefore
breath	disappear	guide	natural	probably	though
breathe	early	heard	naughty	promise	thought
build	earth	heart	notice	purpose	through
busy	eight	height	occasion	quarter	various
business	eighth	history	occasionally	question	weight
calendar	enough	imagine	often	recent	woman
caught	exercise	increase	opposite	regular	women

## New Curriculum Spelling List Years 5 and 6

accommodate	communicate	equip	immediately	physical	sincerely
accompany	community	equipped	individual	prejudice	soldier
according	competition	equipment	interfere	privilege	stomach
achieve	conscience	especially	interrupt	profession	sufficient
aggressive	conscious	exaggerate	language	programme	suggest
amateur	controversy	excellent	leisure	pronunciation	symbol
ancient	convenience	existence	lightning	queue	system
apparent	correspond	explanation	marvellous	recognise	temperature
appreciate	criticise	familiar	mischievous	recommend	thorough
attached	curiosity	foreign	muscle	relevant	twelfth
available	definite	forty	necessary	restaurant	variety
average	desperate	frequently	neighbour	rhyme	vegetable
awkward	determined	government	nuisance	rhythm	vehicle
bargain	develop	guarantee	occupy	sacrifice	yacht
bruise	dictionary	harass	occur	secretary	
category	disastrous	hindrance	opportunity	shoulder	
cemetery	embarrass	identity	parliament	signature	
committee	environment	immediate	persuade	sincere	