





2023 - 2024



Autumn Term - Pear class

	Week 1	Week 2	Week 3	Week 4	Week 5	Week 6	Week 7	Week 1	Week 2	Week 3	Week 4	Week 5	Week 6	Week 7
C&L			Learning about our class	Heads, Shoulders, Knees and Toes	Talk about our family	Wheels On The Bus	Outcome: Enjoy listening to simple stories	Jack and Jill	Hickory, Dickory Dock	World Nursery Rhyme Week	Row, Row, Row Your Boat		Twinkle, Twinkle Little Star	Outcome: Listening to simple stories and understand what is happening with the help of pictures Start to develop conversation
PSED	I:ls	Staggered starts	Learning routines - water bottle, book bags, self-registration Good sitting, listening ears, kind hands.	Learning routines - water bottle, book bags, self-registration Good sitting, listening ears, kind hands	Zones of Regulation - introduce emotional suitcase		Outcome: Manage transition from parents/carers to Nursery staff Play with increasing confidence on their own or with other children Express a range of emotions							Christmas Party Outcome: Develop friendships with peers Notice and ask questions about differences, such as skin colour, types of hair, gender, SEN etc. Be increasingly able to talk about and manage emotions
PD			Learning expectations for daily walk and climbing frame	Introduce construction area and model how to use it		Ball skills		Learn to take off and put on own coat and wellies	Write Dance Home 1		Write Dance Home 2			Outcome: Gross motor: Enjoy starting to kick, throw and catch balls Build with a range of appropriate resources Climb up apparatus using alternate feet Clap and stamp to music Fine motor: Explore and use different writing and mark making resources including pencils, crayons, felt tips, paint pens

2023 - 2024

														Explore different materials and tools in the sand area e.g. brushes, shells Personal: Show a desire to be independent in feeding, dressing or undressing Practise putting on and taking off own coat and shoes
Literacy			Introduce writing table, model expectations (lids on pens, drawing on paper, taking turns)		 Introduce asking adult to write name in drawings		 Encourage name writing on pictures	PSED book	PSED book	PSED book Library to visit		Name writing in cards		Reading: Enjoy sharing books with an adult Turn pages in a book from left to right, front to back Pay attention and respond to pictures or words in books Seek out favourite books Writing: Enjoy drawing freely Magic writing Modelled write Vocabulary: Enjoy songs and rhymes Join in with songs and rhymes, copying sounds, rhythms, tunes and tempo
Maths			Learning to tidy toys (awareness of sorting) 5 Little Ducks (introduce number suitcase and 5 frame)	Says of the Week song Recognising, naming and matching colours	5 Currant Buns Sorting by colours	Number 1 Sorting by size	Outcome: Sorting: To sort into one of 2 groups Select one object from a larger group. To compare 2 groups - which has fewer/more Make comparisons between 1 and more than 1	5 Speckled Frogs Introduce a circle		Number 2 Pattern making ABAB		5 Little Monkeys		Outcome: Understand what 'one' and 'two' means. Understand 2 is the number after 1 (1 more than) Recognise, subitise and represent the numeral 1 and 2 To place one or two objects on a 5 frame. Count 2 objects accurately. Sorting:

2023 - 2024

														<p>To replicate an ABAB pattern. Be able to talk about an ABAB pattern. To finish an ABAB pattern.</p> <p>2D shape: Name a circle Use a circle appropriately for pictures/models. To select a circle from a group of shapes. Begin to be aware that a circle has no corner and one side.</p>
UTW		Family		Tilgate Trip	Crawley tuff tray	Autumn Walk to look for signs of changing season	<p>Outcome: Collect natural objects relating to Autumn and describe what they see. Sequence family members by size and name (baby, child, adult) and explain who they are.</p>			Diwali	Eid	Hanukah	Christmas	<p>Outcome: Knows that there are differences between what people believe. Christmas/Diwali/Eid/Hanukah Develop positive attitudes about differences between people.</p>
EAD		Role play home corner Expectations and model how to use	Role play home corner Expectations and model how to use	Self-portrait painting !l with adult. opportunity to talk to the child and model how to paint		Introduce painting area, model expectations	<p>Outcomes: Art: Look at basic features of a face and object placement and draw basic figures with features</p>	Introduce glue sticks, model expectations of junk modelling.	Make houses	Diva lamps		Decorate biscuits Add decorating the tree to home corner	Christmas Performance	<p>Outcomes: Music: Learn basic nursery rhymes and learn songs with actions DT: Use glue sticks and other joining materials with support to design and build a house using junk modelling and other craft materials. Learn and perform simple Christmas songs for performance</p>