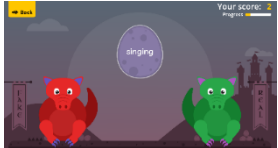

















## Home learning grid - Year 1 - Autumn Term- Autumn Leaves and Snow+Sand

Here are the activities available for your child's home learning. Please choose 1 activity each week.

Please upload a picture to your child's portfolio on Class Dojo.

<p style="text-align: center;"><u>Maths</u></p> <p>1 more and 1 less game! Roll a dice. Say the number that is 1 more and the number that is 1 less than the number you have rolled.</p> <p><b>Challenge:</b> Have a go with creating numbers using two die.</p> <table border="1"><tr><td>1 less</td><td>Number</td><td>1 more</td></tr><tr><td></td><td>6</td><td></td></tr><tr><td></td><td>9</td><td></td></tr><tr><td></td><td>-</td><td></td></tr></table> <p style="text-align: right;">Addition and</p> <p>Subtraction:</p> <p>SSC/ SEND support: Use objects to make the amount on the dice, then add one more, how many now. Remake the starting amount and take one away to find 1 less. You could use tots, spoons, books, pencils or number cards to help you count.</p>	1 less	Number	1 more		6			9			-		<p style="text-align: center;"><u>Phonics</u></p> <p>Have a go at playing some of the phonics games on phonics play</p>  	<p style="text-align: center;"><u>Phonics</u></p> <p>Go on a sound scavenger hunt around your home, garden or local area. Can you find...</p> <ul style="list-style-type: none"><li>• Something that starts with a c</li><li>• Something that starts with a b</li><li>• Something that starts with a h</li><li>• Something that starts with a p</li><li>• Something that starts with a m</li></ul> <p>SSC/ SEND support: Take photos of the items you find. You could start with finding objects that start with c and b.</p>
1 less	Number	1 more												
	6													
	9													
	-													
<p style="text-align: center;"><u>Maths</u></p> <p>Have a go on Numbots at home! You can complete maths challenges to build your robot and earn certificates! Your logins have been sent home with this homework grid.</p> 	<p style="text-align: center;"><u>Geography</u></p> <p>Our topic in Geography is Our Local Area Can you go on a walk from your house to your local park? Draw a picture of our local park and label what you can see there.</p> <p>SSC/ SEND support: Use photos to create a map of things you see on your way to school.</p>	<p style="text-align: center;"><u>Art and Design</u></p>  <p>Can you sketch your own meerkat like Sunny?</p>												
<p style="text-align: center;"><u>Science</u></p> <p>In science we are going to be learning about animals including humans!</p> <p>SSC/ SEND support: Sort the animal pictures 3 categories- mammals, fish and birds. Discuss and name features of the animals- can you point to the lion's legs, a parrot's wing and a shark's fin? To sort them you could use 3 plates, or boxes.</p> <table border="1"><tr><td> lion</td><td> elephant</td></tr><tr><td> shark</td><td> parrot</td></tr></table>	 lion	 elephant	 shark	 parrot	<p style="text-align: center;"><u>Science</u></p> <p>In Science we are learning about the seasons!</p> <p>Can you go on an autumn scavenger hunt! Can you find:</p> <ul style="list-style-type: none"><li>• A conker</li><li>• Orange leaves</li><li>• Brown leaves</li><li>• Berries</li><li>• Acorns</li><li>• Helicopter seeds</li></ul>	<p style="text-align: center;"><u>Reading</u></p> <p>It is very <b>important</b> that your child reads to an adult for 10minutes each day to help improve their fluency (speed, accuracy as well as responding to punctuation).</p> <p>You can read books from home and online and remember to record their reading on Boom Reader!</p>								
 lion	 elephant													
 shark	 parrot													

### English

Can you write a sentence about each of the Autumn items you found in your scavenger hunt?

e.g. The conker is spiky

Remember to use finger spaces, capital letters and full stops. Use the sound mat below to help you.

SSC/ SEND support: Use the colour chart to help you describe your object.




### Handwriting

Can you practice your handwriting using the letters below?

Can you write your name and copy the alphabet?

## RWI Sound Mats



### Year 1 Common Exception Words

the  
a  
do  
to  
today  
of  
said  
says  
are  
were  
was

is  
his  
has  
I  
you  
your  
they  
be  
he  
me  
she  
we

no  
go  
so  
by  
my  
here  
there  
where  
love  
come  
some

one  
once  
ask  
friend  
school  
put  
push  
pull  
full  
house  
our

Capital letter

finger spaces

full stop

**I can make the perfect sentence.**

well-formed letters



neat and tidy

must make sense

write on the line

